NOTES:

1. OPERATION TYPE MAY BE PUSH-UP, HAND CHAIN OR ELECTRIC.
2. FOR CRITICAL FITS DUE TO REDUCED AVAILABLE HEADROOM OR SIDEROOM CLEARANCES, CONSULT FACTORY.
3. CLEARANCES SHOWN ARE MAXIMUMS. LESSER CLEARANCES MAY BE POSSIBLE.
4. UNLESS OTHERWISE NOTED, DOORS SHALL BE PROVIDED WITH SLIDE LOCKS AT EACH END OF BOTTOM BAR, ENGAGING GUIDES IN THE LOCKED POSITION.
5. ALL OPENING PREPARATION, ELECTRICAL POWER AND FIELD PAINTING SHALL BE PROVIDED BY OTHERS.
6. SERIES 2750DB IS AN INSULATED SERIES 2500DB
7. CURTAIN FINISH SHALL BE SILICONE POLYESTER PRE-PAINT OVER GALVANIZED GRADE 80 STEEL.
8. GUIDES, BRACKETS, BOTTOM BAR ANGLE AND HEAD STOPS ARE ZINC COATED.
9. MAXIMUM OPEN SIZE: 18'-0 X 18'-0"
10. RAIN LIP CLEARANCE DIMENSION OUTSIDE OF GUIDE = 4-1/2" MINIMUM

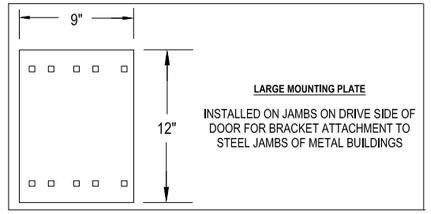

LARGE MOUNTING PLATE

INSTALLED ON JAMBS ON DRIVE SIDE OF DOOR FOR BRACKET ATTACHMENT TO STEEL JAMBS OF METAL BUILDINGS

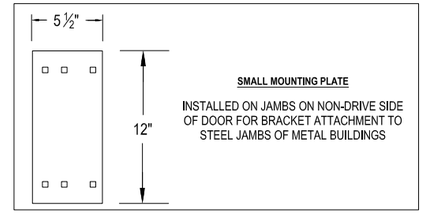

SMALL MOUNTING PLATE

INSTALLED ON JAMBS ON NON-DRIVE SIDE OF DOOR FOR BRACKET ATTACHMENT TO STEEL JAMBS OF METAL BUILDINGS

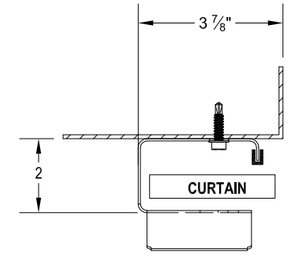

STEEL JAMBS
(USING ¼" - 14 X 1". TEKS SCREW)

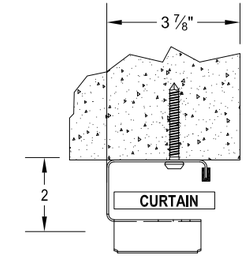

CONCRETE/FILLED BLOCK
(USING 5/16" X 2¾" TAPCON XL)

16 GA GUIDE MOUNTING DETAIL

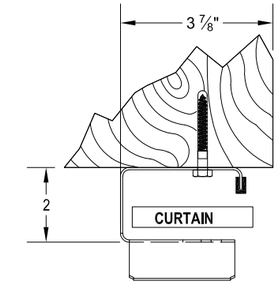

WOOD JAMBS
(USING ¼" X 2" LAG SCREW)

(*) FOR PUSH-UP OPERATION.....6½
FOR HAND CHAIN OPERATION.....10"
FOR ELECTRIC OPERATION.....10"
FOR OUTSIDE OF CHAIN DRIVE.....8½

BRACKET ATTACHMENT

CONCRETE/MASONRY: WEDGE-BOLT+, ⅜" X 4".
WOOD: LAG SCREW, ⅜" X 3".
STEEL: HEX BOLT AND NUT, GR.5, ⅜" - 16 X 1¼".

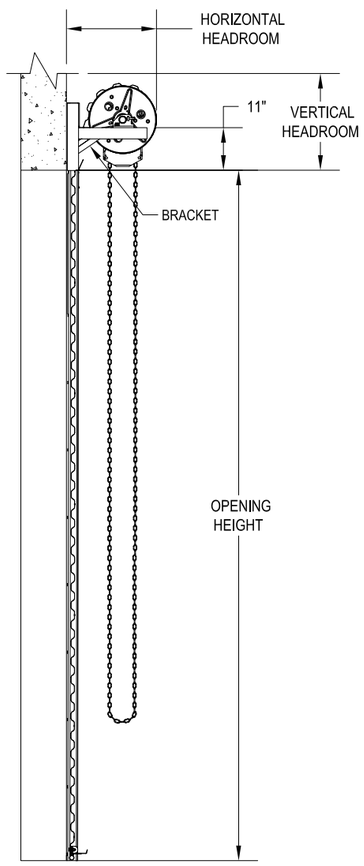

END VIEW

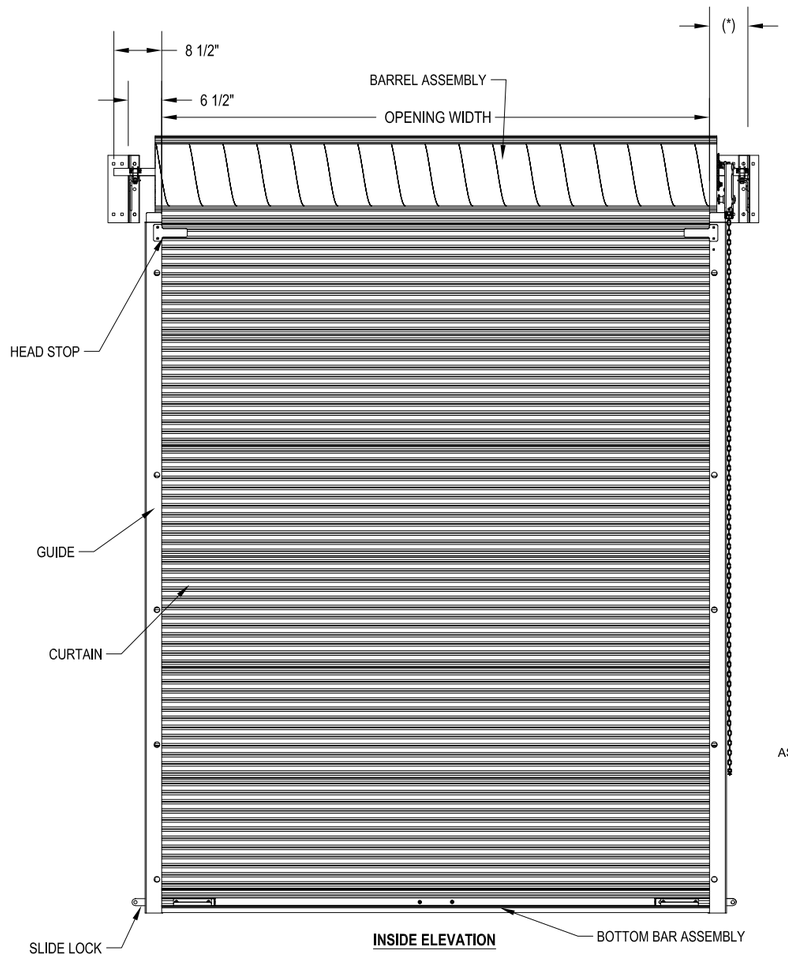

INSIDE ELEVATION

HEADROOM REQUIRED

OPENING HEIGHT	VERTICAL HEADROOM	HORIZONTAL HEADROOM
THRU 8'-0"	20"	20"
OVER 8'-0" THRU 10'-0"	21"	21"
OVER 10'-0" THRU 14'-0"	21"	21.5"
OVER 14'-0" THRU 16'-0"	21"	22"
OVER 16'-0" THRU 18'-0"	22"	22"

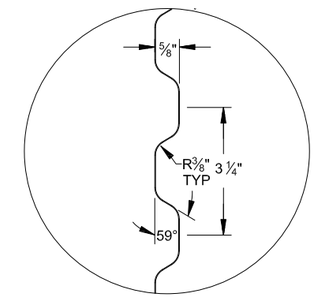

DETAIL A

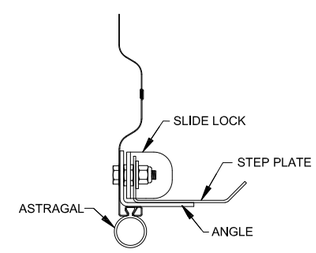

BOTTOM BAR ASSEMBLY

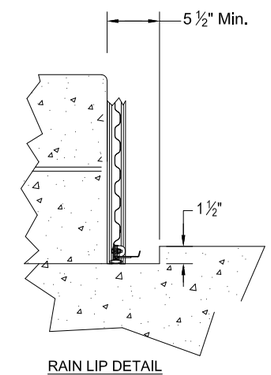

RAIN LIP DETAIL

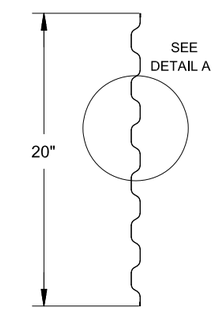

26 GA CURTAIN PANEL DETAIL

810016-0004

L.E 09/26/2024

COMMERCIAL DOOR: 2500DB/2750DB

FACTORY ORDER NUMBER	DOOR SERIES		QTY	OPENING SIZE		JAMB TYPE			OUTSIDE CURTAIN COLOR	OPERATION			OPERATION HAND	WEATHERSTRIP			ADDED OPTIONS
	2500DB	2750DB		WIDTH	HEIGHT	STEEL	CONC./ MAS	WOOD		PUSH UP	REDUCED CHAIN	ELECTRIC		TOP	HEADER	SIDE	

CUSTOMER NUMBER:	DATE:
CUSTOMER NAME:	CONTACT:
PROJECT NAME:	
PROJECT LOCATION:	
PLANT:	SALESPERSON:
DRAWN BY: / DRAWN BY DATE:	
DRAWING NUMBER: / SHT: / OF:	

JANUS INTERNATIONAL GROUP, LLC.
135 JANUS INTERNATIONAL BLVD.
TEMPLE, GA 30179-4435
770-562-2850 FAX: 770-562-2264